




GENDER QUICKSTAT

MUNICIPALITY : VALDERRAMA

(An Update of PSA's Most Requested Sex-disaggregated Statistics)



INDICATOR	REFERENCE PERIOD and DATA							
	Year	Both Sexes Number	Percent	Male		Female		
				Number	Percent	Number	Percent	
Total Household Population by Age Group <i>(2015 Census of Population)</i>		19,124		9,780	51.1	9,344	48.9	
	Under 1	472		245	51.9	227	48.1	
	1-4	1,821		908	49.9	913	50.1	
	5-9	2,351		1,235	52.5	1,116	47.5	
	10-14	2,349		1,216	51.8	1,133	48.2	
	15-19	1,980		1,056	53.3	924	46.7	
	20-24	1,525		839	55.0	686	45.0	
	25-29	1,299		683	52.6	616	47.4	
	30-34	1,152		602	52.3	550	47.7	
	35-39	1,012		521	51.5	491	48.5	
	40-44	965		521	54.0	444	46.0	
	45-49	831		410	49.3	421	50.7	
	50-54	2015	829		394	47.5	435	52.5
	55-59	727		374	51.4	353	48.6	
	60-64	585		268	45.8	317	54.2	
	65-69	376		176	46.8	200	53.2	
	70-74	333		141	42.3	192	57.7	
	75-79	243		103	42.4	140	57.6	
	80 and over	274		88	32.1	186	67.9	
	0-4	2,293		1,153	50.3	1,140	49.7	
	0-14	6,993		3,604	51.5	3,389	48.5	
15-64	10,905		5,668	52.0	5,237	48.0		
18 years and over	10,837		5,486	50.6	5,351	49.4		
60 years and over	1,811		776	42.8	1,035	57.2		
65 years and over	1,226		508	41.4	718	58.6		
Total Population								
Sex ratio (number of males per 100 females)	2015	19,124	104.7	9,780	51.14	9,344	48.86	
			(105 males/100 female)					









GENDER QUICKSTAT

MUNICIPALITY : VALDERRAMA

(An Update of PSA's Most Requested Sex-disaggregated Statistics)



INDICATOR	REFERENCE PERIOD and DATA						
	Year	Both Sexes Number	Percent	Male		Female	
				Number	Percent	Number	Percent
Marital Status (Total population 10 years old and over)							
 Single	2015	6,810		3,823	56.14	2,987	43.86
 Married		5,388		2,668	49.52	2,720	50.48
 Widowed		819		206	25.15	613	74.85
 Separated/Divorced		92		37	40.22	55	59.78
 Common-Law/Live-in		1,367		656	48.0	711	52.0
 Unknown		4		2	50.0	2	50.0
School Attendance (Household Population 5 to 24 years old who were currently attending school)							
Total	2015	5,961		3,084	51.74	2,877	48.26
5-9		2,227		1,166	52.36	1,061	47.64
10-14		2,245		1,160	51.67	1,085	48.33
15-19		1,256		623	49.60	633	50.40
20-24		233		135	57.94	98	42.06
Literacy (Household Population 10 years old and over, Literate)							
Total	2015	13,255		6,693	50.49	6,562	49.51
10-14		2,320		1,197	51.59	1,123	48.41
15-19		1,926		1,016	52.75	910	47.25
20-24		1,473		797	54.11	676	45.89
25-29		1,229		639	51.99	590	48.01
30-34		1,051		534	50.81	517	49.19
35-39		912		455	49.89	457	50.11
40-44		830		454	54.70	376	45.30



Republic of the Philippines
Philippine Statistics Authority
Antique Provincial Statistical Office

GENDER QUICKSTAT

MUNICIPALITY : VALDERRAMA

(An Update of PSA's Most Requested Sex-disaggregated Statistics)



INDICATOR	REFERENCE PERIOD and DATA						
	Year	Both Sexes Number	Percent	Male		Female	
				Number	Percent	Number	Percent
45-49		709		352	49.65	357	50.35
50-54		723		335	46.33	388	53.67
55-59		626		319	50.96	307	49.04
60-64		500		226	45.20	274	54.80
65 years old and over		956		369	38.60	587	61.40

Highest Grade Completed

Total Population 5 years old and over		16,831		8,627	51.26	8,204	48.74
No Grade Completed		1,346		741	55.05	605	44.95
Pre-School		660		359	54.39	301	45.61
Special Education		-		-	-	-	-
Elementary		8,649		4,612	53.32	4,037	46.68
1st-4th Grade		5,269		2,948	55.95	2,321	44.05
5th-6th Grade		1,352		744	55.03	608	44.97
Graduate		2,028		920	45.36	1,108	54.64
High School		4,050	2015	1,971	48.67	2,079	51.33
Undergraduate		2,230		1,126	50.49	1,104	49.51
Graduate		1,820		845	46.43	975	53.57
Post Secondary		130		46	35.38	84	64.62
Undergraduate		11		5	45.45	6	54.55
Graduate		119		41	34.45	78	65.55
College Undergraduate		840		407	48.45	433	51.55
Academic Degree Holder		1,140		480	42.11	660	57.89
Post Baccalaureate		1		-	-	1	100.00
Not Stated		15		11	73.33	4	26.67

Gainful Workers

(15 years old and over)		8,060		5,071	62.92	2,989	37.08
Managers		398		110	27.64	288	72.36
Professionals		288		58	20.14	230	79.86
Technicians and Associate Professionals		139		54	38.85	85	61.15
Clerical Support Workers		112		52	46.43	60	53.57
Service and Sales Workers		595		238	40.00	357	60.00
Skilled Agricultural Forestry and Fishery Workers		3,284	2015	2,297	69.95	987	30.05
Craft and Related Trade Workers		424		359	84.67	65	15.33
Plant and Machine Operators and Assemblers		371		365	98.38	6	1.62
Elementary Occupations		2,418		1,517	62.74	901	37.26
Armed Forces Occupations		14		14	100.00	-	-
Other Occupation not elsewhere classified		-		-	-	-	-
Not Reported		17		7	41.18	10	58.82

Age Group of Gainful Workers

15 - 19	540	398	73.70	142	26.30
20 - 24	969	676	69.76	293	30.24



Republic of the Philippines
Philippine Statistics Authority
Antique Provincial Statistical Office

GENDER QUICKSTAT

MUNICIPALITY : VALDERRAMA

(An Update of PSA's Most Requested Sex-disaggregated Statistics)



INDICATOR	REFERENCE PERIOD and DATA						
	Year	Both Sexes Number	Percent	Male		Female	
				Number	Percent	Number	Percent
25 - 29		967		652	67.43	315	32.57
30 - 34		919		582	63.33	337	36.67
35 - 39		813		502	61.75	311	38.25
40 - 44	2015	792		503	63.51	289	36.49
45 - 49		702		399	56.84	303	43.16
50 - 54		676		378	55.92	298	44.08
55 - 59		611		362	59.25	249	40.75
60 - 64		445		245	55.06	200	44.94
65 and over		626		374	59.74	252	40.26

Age Group of Household Head							
Total Number of Households		4,194		3,322	79.21	872	20.79
Below 20		15		11	73.33	4	26.67
20-29		467		416	89.08	51	10.92
30-39		855		768	89.82	87	10.18
40-49	2015	871		758	87.03	113	12.97
50-59		880		693	78.75	187	21.25
60-69		604		408	67.55	196	32.45
70-79		365		209	57.26	156	42.74
80 years and over		137		59	43.07	78	56.93
Number of Dependents							
Number of Young Dependents		6,993		3,604		3,389	
Number of Old Dependents		1,226		508		718	
Working Age Population		10,905		5,668		5,237	
2015							
Dependency Ratio							
Young Dependency Ratio			64.13		63.59		64.71
Old Dependency Ratio			11.24		8.96		13.71
Over-all Dependency Ratio			75.37		72.55		78.42

Source: Philippine Statistics Authority, 2015 Census of Population