




GENDER QUICKSTAT

MUNICIPALITY : SEBASTE

(An Update of PSA's Most Requested Sex-disaggregated Statistics)



INDICATOR	REFERENCE PERIOD and DATA						
	Year	Both Sexes Number	Percent	Male		Female	
				Number	Percent	Number	Percent
Total Household Population by Age Group							
<i>(2015 Census of Population)</i>							
		17,907		9,283	51.8	8,624	48.2
	Under 1	360		172	47.8	188	52.2
	1-4	1,481		787	53.1	694	46.9
	5-9	1,909		970	50.8	939	49.2
	10-14	1,981		1,044	52.7	937	47.3
	15-19	1,887		1,019	54.0	868	46.0
	20-24	1,538		833	54.2	705	45.8
	25-29	1,252		669	53.4	583	46.6
	30-34	1,232		639	51.9	593	48.1
	35-39	1,050		553	52.7	497	47.3
	40-44	993		523	52.7	470	47.3
	45-49	936		509	54.4	427	45.6
	50-54	833	2015	429	51.5	404	48.5
	55-59	645		337	52.2	308	47.8
	60-64	576		282	49.0	294	51.0
	65-69	434		196	45.2	238	54.8
	70-74	339		150	44.2	189	55.8
	75-79	240		91	37.9	149	62.1
	80 and over	221		80	36.2	141	63.8
	0-4	1,841		959	52.1	882	47.9
0-14	5,731		2,973	51.9	2,758	48.1	
15-64	10,942		5,793	52.9	5,149	47.1	
18 years and over	10,974		5,652	51.5	5,322	48.5	
60 years and over	1,810		799	44.1	1,011	55.9	
65 years and over	1,234		517	41.9	717	58.1	
Total Population							
Sex ratio (number of males per 100 females)	2015	17,907	107.6	9,283	51.84	8,624	48.16
(108 males/100 female)							









GENDER QUICKSTAT

MUNICIPALITY : SEBASTE

(An Update of PSA's Most Requested Sex-disaggregated Statistics)



INDICATOR	REFERENCE PERIOD and DATA						
	Year	Both Sexes Number	Percent	Male		Female	
				Number	Percent	Number	Percent
Marital Status (Total population 10 years old and over)							
 Single		6,498	3,778	58.14	2,720	41.86	
 Married		5,220	2,605	49.90	2,615	50.10	
 Widowed	2015	814	187	22.97	627	77.03	
 Separated/Divorced		172	69	40.12	103	59.88	
 Common-Law/Live-in		1,450	712	49.1	738	50.9	
 Unknown		3	3	100.0	-	-	
School Attendance (Household Population 5 to 24 years old who were currently attending school)							
Total		5,129	2,658	51.82	2,471	48.18	
5-9		1,829	927	50.68	902	49.32	
10-14	2015	1,923	999	51.95	924	48.05	
15-19		1,170	606	51.79	564	48.21	
20-24		207	126	60.87	81	39.13	
Literacy (Household Population 10 years old and over, Literate)							
Total		13,858	7,185	51.85	6,673	48.15	
10-14		1,974	1,038	52.58	936	47.42	
15-19		1,871	1,008	53.87	863	46.13	
20-24		1,528	827	54.12	701	45.88	
25-29		1,239	660	53.27	579	46.73	
30-34	2015	1,221	632	51.76	589	48.24	
35-39		1,040	546	52.50	494	47.50	
40-44		980	516	52.65	464	47.35	



Republic of the Philippines
Philippine Statistics Authority
Antique Provincial Statistical Office

GENDER QUICKSTAT

MUNICIPALITY : SEBASTE

(An Update of PSA's Most Requested Sex-disaggregated Statistics)



INDICATOR	REFERENCE PERIOD and DATA						
	Year	Both Sexes Number	Percent	Male		Female	
				Number	Percent	Number	Percent
45-49		919		496	53.97	423	46.03
50-54		806		415	51.49	391	48.51
55-59		627		324	51.67	303	48.33
60-64		543		265	48.80	278	51.20
65 years old and over		1,110		458	41.26	652	58.74

Highest Grade Completed

Total Population 5 years old and over		16,066		8,324	51.81	7,742	48.19	
No Grade Completed		528		269	50.95	259	49.05	
Pre-School		415		215	51.81	200	48.19	
Special Education		1		1	100.00	-	-	
Elementary		6,392		3,522	55.10	2,870	44.90	
1st-4th Grade			3,068		1,804	58.80	1,264	41.20
5th-6th Grade			880		488	55.45	392	44.55
Graduate			2,444		1,230	50.33	1,214	49.67
High School			5,843	2015	2,988	51.14	2,855	48.86
Undergraduate			2,334		1,242	53.21	1,092	46.79
Graduate		3,509		1,746	49.76	1,763	50.24	
Post Secondary		452		197	43.58	255	56.42	
Undergraduate		-		-	-	-	-	
Graduate		452		197	43.58	255	56.42	
College Undergraduate		1,015		514	50.64	501	49.36	
Academic Degree Holder		1,394		607	43.54	787	56.46	
Post Baccalaureate		3		-	0.00	3	100.00	
Not Stated		23		11	47.83	12	52.17	

Gainful Workers

(15 years old and over)		7,826		5,119	65.41	2,707	34.59	
Managers			388		141	36.34	247	63.66
Professionals			267		66	24.72	201	75.28
Technicians and Associate Professionals			174		80	45.98	94	54.02
Clerical Support Workers			226		89	39.38	137	60.62
Service and Sales Workers			1,649		521	31.59	1,128	68.41
Skilled Agricultural Forestry and Fishery Workers			2,043	2015	1,647	80.62	396	19.38
Craft and Related Trade Workers			488		431	88.32	57	11.68
Plant and Machine Operators and Assemblers			345		343	99.42	2	0.58
Elementary Occupations			2,216		1,781	80.37	435	19.63
Armed Forces Occupations			7		7	100.00	-	-
Other Occupation not elsewhere classified			-		-	-	-	-
Not Reported			23		13	56.52	10	43.48

Age Group of Gainful Workers

15 - 19	571	373	65.32	198	34.68
20 - 24	1,044	671	64.27	373	35.73



Republic of the Philippines
Philippine Statistics Authority
Antique Provincial Statistical Office

GENDER QUICKSTAT

MUNICIPALITY : SEBASTE

(An Update of PSA's Most Requested Sex-disaggregated Statistics)



INDICATOR	REFERENCE PERIOD and DATA						
	Year	Both Sexes Number	Percent	Male		Female	
				Number	Percent	Number	Percent
25 - 29		950		634	66.74	316	33.26
30 - 34		949		620	65.33	329	34.67
35 - 39		792		538	67.93	254	32.07
40 - 44	2015	755		508	67.28	247	32.72
45 - 49		756		497	65.74	259	34.26
50 - 54		628		413	65.76	215	34.24
55 - 59		504		316	62.70	188	37.30
60 - 64		389		249	64.01	140	35.99
65 and over		488		300	61.48	188	38.52

Age Group of Household Head							
Total Number of Households		4,029		3,237	80.34	792	19.66
Below 20		12		10	83.33	2	16.67
20-29		343		304	88.63	39	11.37
30-39		796		720	90.45	76	9.55
40-49	2015	903		814	90.14	89	9.86
50-59		846		688	81.32	158	18.68
60-69		622		429	68.97	193	31.03
70-79		376		211	56.12	165	43.88
80 years and over		131		61	46.56	70	53.44
Number of Dependents							
Number of Young Dependents		5,731		2,973		2,758	
Number of Old Dependents		1,234		517		717	
Working Age Population		10,942		5,793		5,149	
2015							
Dependency Ratio							
Young Dependency Ratio			52.38		51.32		53.56
Old Dependency Ratio			11.28		8.92		13.93
Over-all Dependency Ratio			63.65		60.25		67.49

Source: Philippine Statistics Authority, 2015 Census of Population